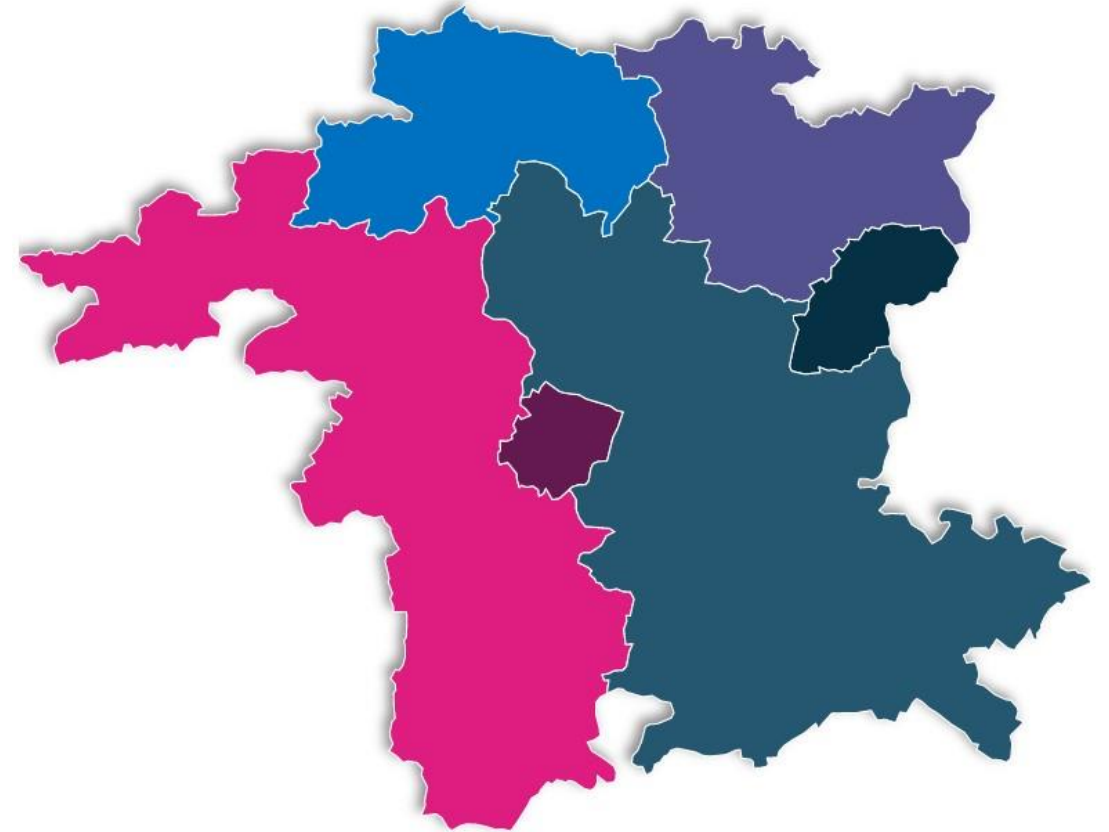


# REDDITCH

## Population projection

ONS population projection

Released: 2025, based on 2022 projections



# ONS population projections: Introduction

- This presentation summarises the latest ONS population projections based on 2022 data for Redditch. These are widely used for local planning of health, education and other service provisions. They are also sometimes used in the assessment of local authority needs and the funding formula. Projections are available from [Subnational population projections for England - Office for National Statistics](#)
- These projections give an understanding of the potential future size of the population, based on current and past trends. They are **not** forecasts or predictions. They don't take into account potential future policy changes.
- Demographic behaviour used to develop assumptions for projections is inherently uncertain and so projections become increasingly uncertain the further they are carried forward. This is particularly so for smaller geographical areas and detailed age and sex breakdowns.
- A range of scenarios, or variants, are presented so decision makers can use the right projection for their needs.
- Projected figures for the 'migration category variant' projection is seen as best fit for overall UK population as it fits closest with international migration estimates published in May.

# Redditch: 2032 projected figures

## Redditch in 2032:

### Projected population

**88,279**

people

up from 87,129 people in 2022.

### Population change since 2022

**+1.3%**

compared to +6.4% across England.

### Net internal migration

**+804**

people

projected to be the largest factor in the population increase between 2022 and 2032.

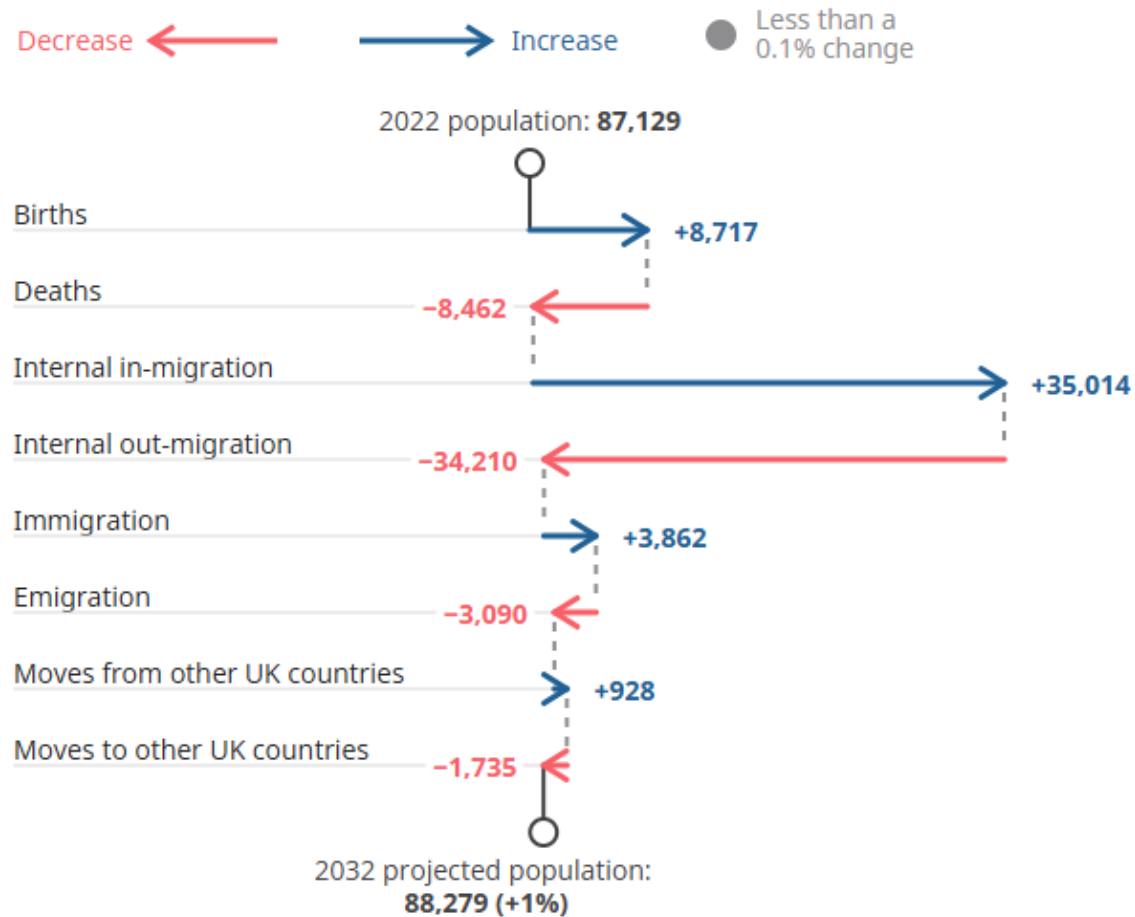
### Projected median age

**42 years**

up from 40 years in 2022.



# Redditch: Contributors to population change



In Redditch, there is a fairly large population churn present due to Internal migration with large numbers moving in and out.

There is a high annual movement of people aged 19-20 moving out of Redditch to access higher education, with relatively high numbers moving into Redditch in their early and mid 20s. This will include young adults returning to Redditch once their studies have concluded.

Young adults tend to be the most mobile in terms of migration, moving for education and work purposes

Source: Subnational population projections for England from Office for National Statistics – Migration category variant

# Redditch: Contributors to population change

Population change is projected by looking at births and deaths (natural change) and people moving in and out of areas. In Redditch, our projections show that between 2022 and 2032:

- **More births than deaths** mean that the population is projected to **increase by 255**, with **8,717** births and **8,462** deaths in Redditch between 2022 and 2032. This means natural change would increase the population in Redditch by **0.3%**, compared with an increase of 0.2% in England.
- **Net internal migration (people moving to and from other local authorities in England)** is projected to **increase the population by 804**, with **35,014** people moving to the area and **34,210** people moving from the area between 2022 and 2032. This would increase the population in Redditch by **0.9%**.

• **Net cross-border migration (between UK nations)** is projected to **reduce the population by 807**, with **928** people moving to the area and **1,735** people moving from the area between 2022 and 2032. This would decrease the population in Redditch by **0.9%**.

• **Net international migration** is projected to **increase the population by 772**, with **3,862** people moving to the area and **3,090** people moving from the area between 2022 and 2032. This would increase the population in Redditch by **0.9%**, compared with an increase of 6.5% in England.



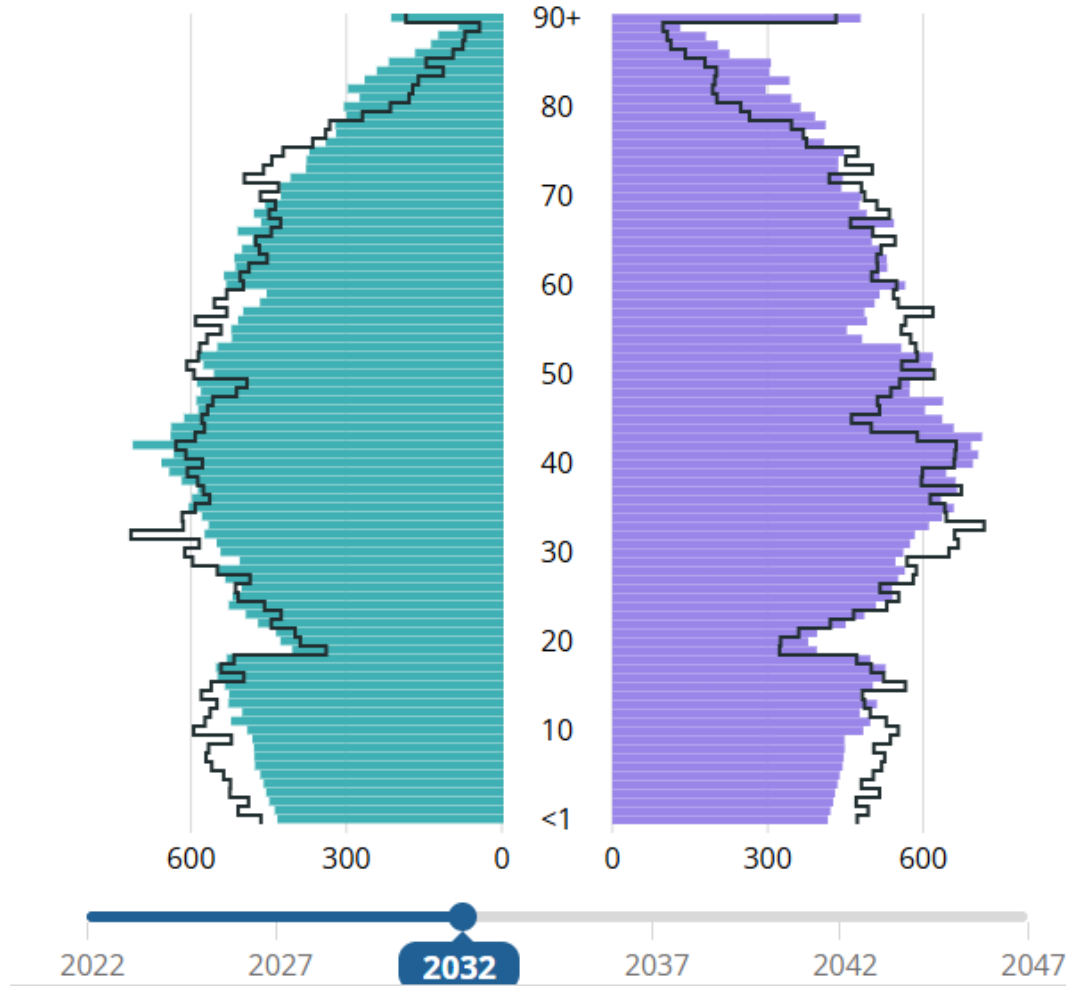
# Redditch: Age profile

● Males

| 2022

● Females

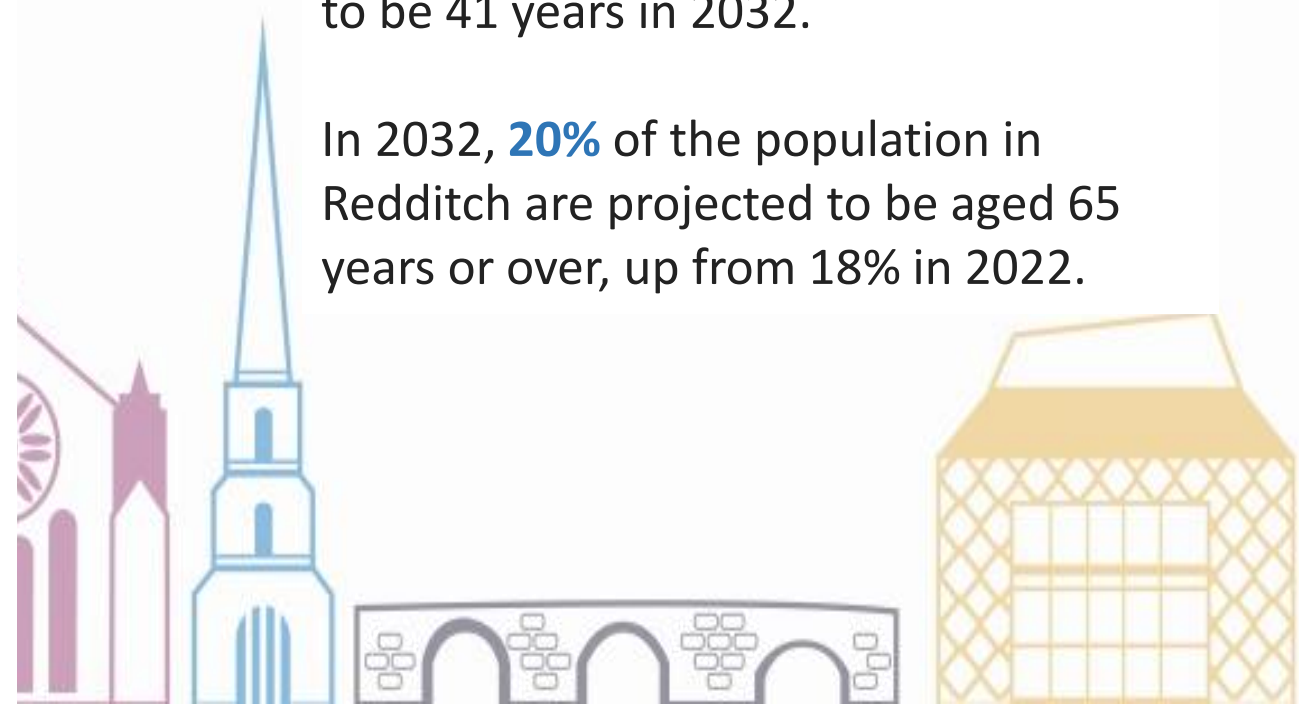
| 2022



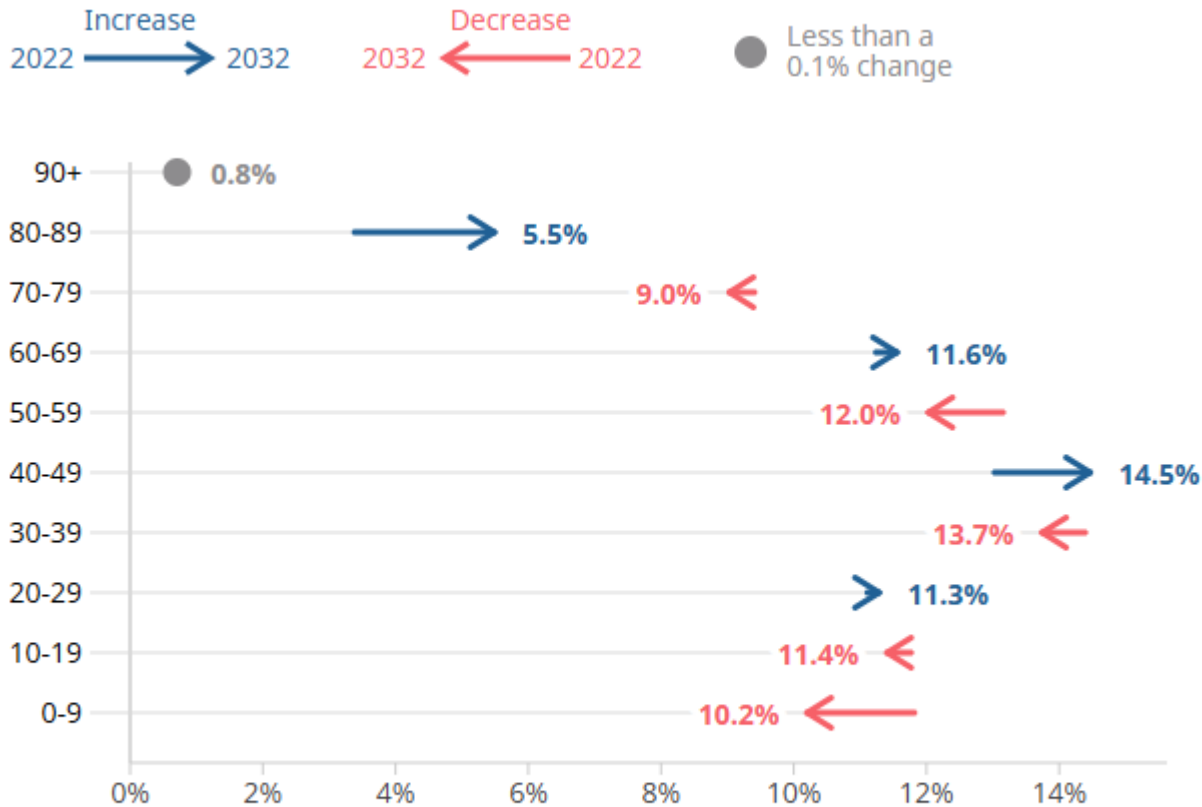
The median age in Redditch is projected to **rise from 40 years in 2022 to 42 years** in 2032.

In England, the median age is projected to be 41 years in 2032.

In 2032, **20%** of the population in Redditch are projected to be aged 65 years or over, up from 18% in 2022.



# Redditch: Percentages of total population by 10-year age bands, 2022 and 2032



Source: Subnational population projections for England from Office for National Statistics – Migration category variant

The 80 to 89 age group are set to see the largest change in Redditch between 2022 and 2032, from **3.4% to 5.5%**.

The 40-49 age group is also projected to **increase** notably.

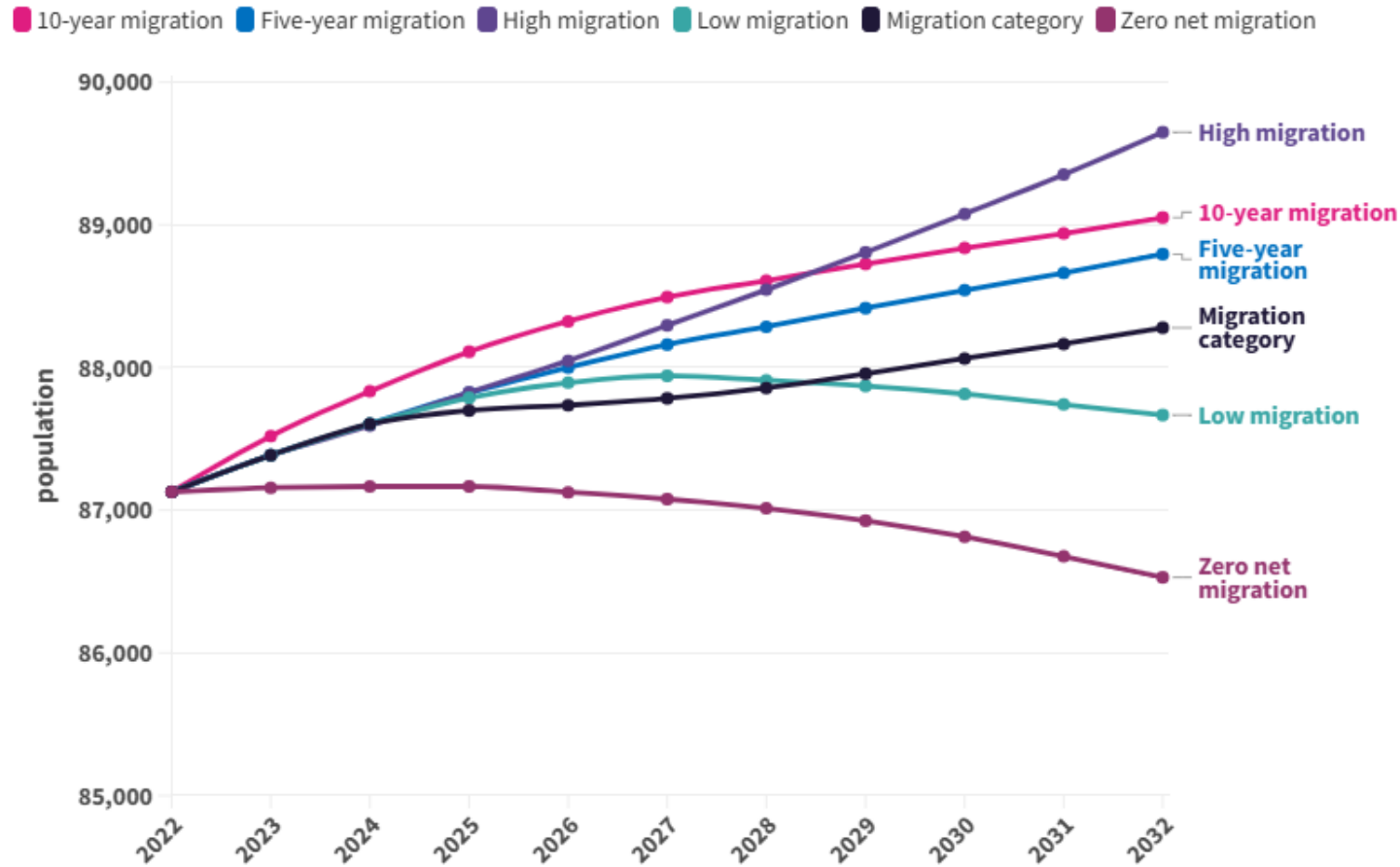
The largest negative change is in the 0-9 age group, from **11.8% to 10.2%**.

Projections from the “migration category variant” presented

Age Group	2022	2032
90-over	0.7%	0.8%
80-89	3.4%	5.5%
70-79	9.4%	9.0%
60-69	11.2%	11.6%
50-59	13.2%	12.0%
40-49	13.0%	14.5%
30-39	14.4%	13.7%
20-29	11.1%	11.3%
10-19	11.8%	11.4%
0-9	11.8%	10.2%

# Redditch: Variant population projections

Variant projected population change in Redditch, 2022-2032



ONS 2022-based population projections

The following variant projections are included in the projections release:-:

- a high international migration variant
- a low international migration variant
- a zero net migration variant
- a 10-year migration variant
- a five-year migration variant (consistent with the NPP principal projection)
- Results for variant projections vary from...
  - **2,500 (2.9%) increase** for high migration variant;
  - **600 (0.7%) decrease** for zero net migration variant.

Please note that y axis starts at 85,000 persons for presentation purposes

# Redditch projections: Summary

- **Population projections** - The projections presented are based on current and past trends. They are **not** forecasts or predictions and do not take into account potential future policy changes.
- **Total Population** – The population in Redditch is projected to **increase** by **1,150 (1.3%)** between 2022 and 2032.
- **Natural change** – between 2022 and 2032 more births than deaths is projected to **increase** Redditch's population by **almost 260 persons (0.3%)**
- **Migration impact** – Net cross-border migration is projected to **reduce** the population whilst net internal and international migration is projected to **increase** population. Overall impact of migration is projected to be an **increase of almost 800 persons**. The impact of internal and international migration is similar.
- **Age Profile** - Median age in Redditch is projected to rise from **40 to 42 years** by 2032. The **40-49 and 80-89 age groups are projected to increase notably**.
- **Variant projections** – different migration scenarios show projected population changes ranging from a **2.9% increase** (High migration variant) to a **0.7% decrease** (net zero migration).