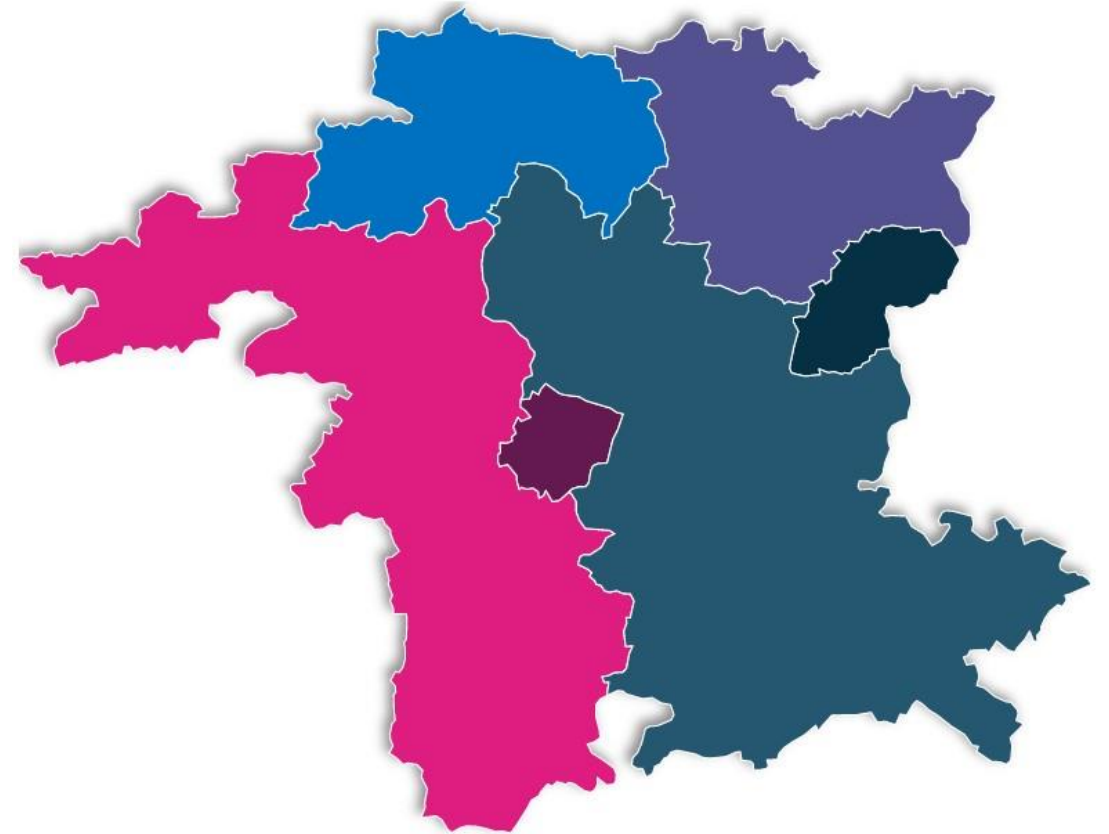


BROMSGROVE

Population projection

ONS population projection
Released: 2025, based on 2022 projections



ONS population projections: Introduction

- This presentation summarises the latest ONS population projections based on 2022 data for Bromsgrove. These are widely used for local planning of health, education and other service provisions. They are also sometimes used in the assessment of local authority needs and the funding formula. Projections are available from [Subnational population projections for England - Office for National Statistics](#)
- These projections give an understanding of the potential future size of the population, based on current and past trends. They are **not** forecasts or predictions. They don't take into account potential future policy changes.
- Demographic behaviour used to develop assumptions for projections is inherently uncertain and so projections become increasingly uncertain the further they are carried forward. This is particularly so for smaller geographical areas and detailed age and sex breakdowns.
- A range of scenarios, or variants, are presented so decision makers can use the right projection for their needs.
- Projected figures for the 'migration category variant' projection is seen as best fit for overall UK population as it fits closest with international migration estimates published in May.

Bromsgrove: 2032 projected figures

Bromsgrove in 2032:

Projected population

107,119

people

up from 100,155 people in 2022.

Population change since 2022

+7.0%

compared to +6.4% across England.

Net internal migration

+10,442

people

projected to be the largest factor in the population increase between 2022 and 2032.

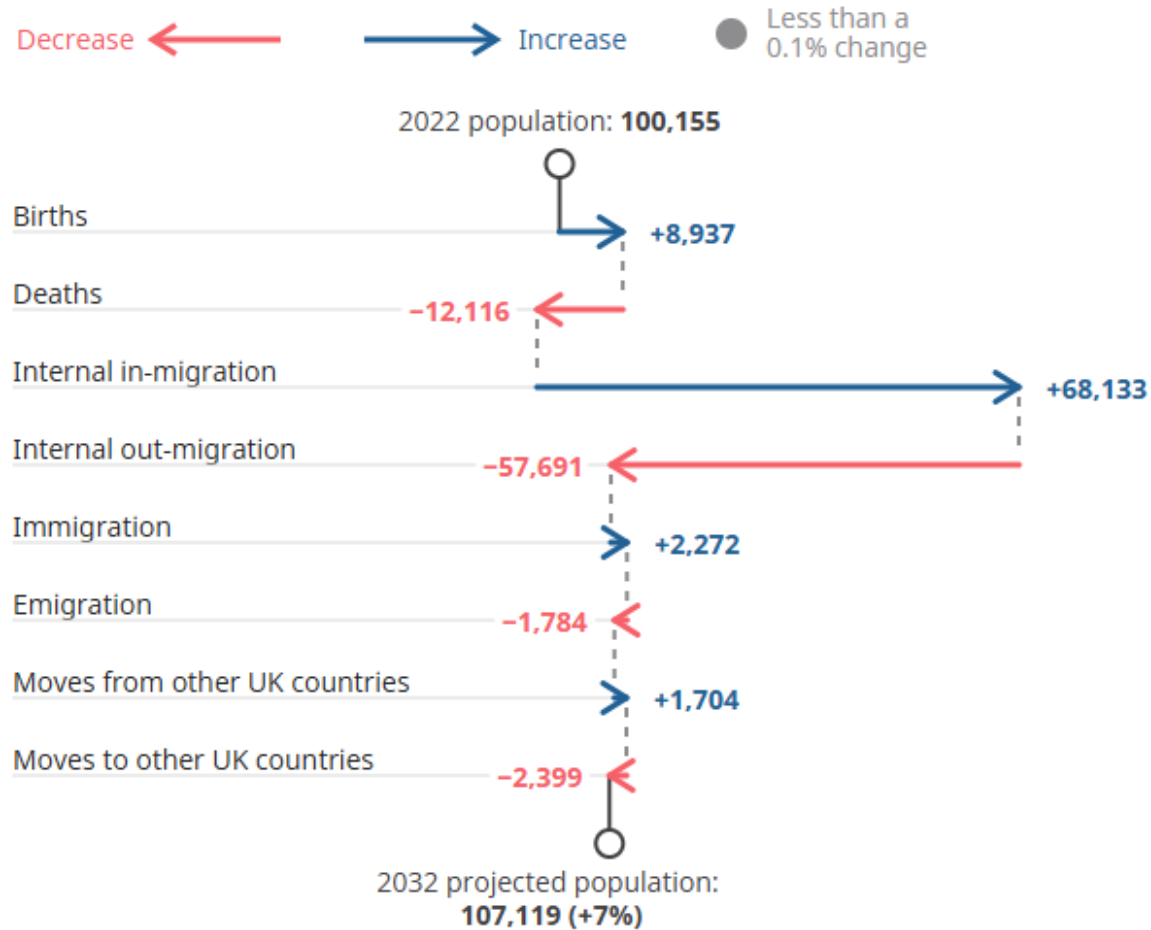
Projected median age

45 years

no change from 45 years in 2022.



Bromsgrove: Contributors to population change



Source: Subnational population projections for England from Office for National Statistics – Migration category variant

In Bromsgrove, a large population churn is present due to Internal migration with large numbers moving in and out over the ten years.

There is a high annual movement of people moving out of Bromsgrove aged 19 as people move out of the area to access higher education, and a substantial annual movements both in and out of Bromsgrove amongst people aged in their 20s up to mid-30s.

There is also a relatively high in-migration among children aged 0-17, proof of families moving into the area.

Bromsgrove: Contributors to population change

Population change is projected by looking at births and deaths (natural change) and people moving in and out of areas. In Bromsgrove, our projections show that between 2022 and 2032:

- **More deaths than births** mean that the population is projected to decrease by **3,180**, with **8,937** births and **12,116** deaths in Bromsgrove between 2022 and 2032. This means natural change would **decrease** the population in Bromsgrove by **3.2%**, compared with an increase of 0.2% in England.

- **Net internal migration (people moving to and from other local authorities in England)** is projected to increase the population by **10,442**, with **68,133** people moving to the area and **57,691** people moving from the area between 2022 and 2032. This would **increase** the population in Bromsgrove by **10.4%**.

- **Net cross-border migration (between UK nations)** is projected to reduce the population by **695**, with **1,704** people moving to the area and **2,399** people moving from the area between 2022 and 2032. This would **decrease** the population in Bromsgrove by **0.7%**.

- **Net international migration** is projected to increase the population by **488**, with **2,272** people moving to the area and **1,784** people moving from the area between 2022 and 2032. This would **increase** the population in Bromsgrove by **0.5%**, compared with an increase of 6.5% in England.

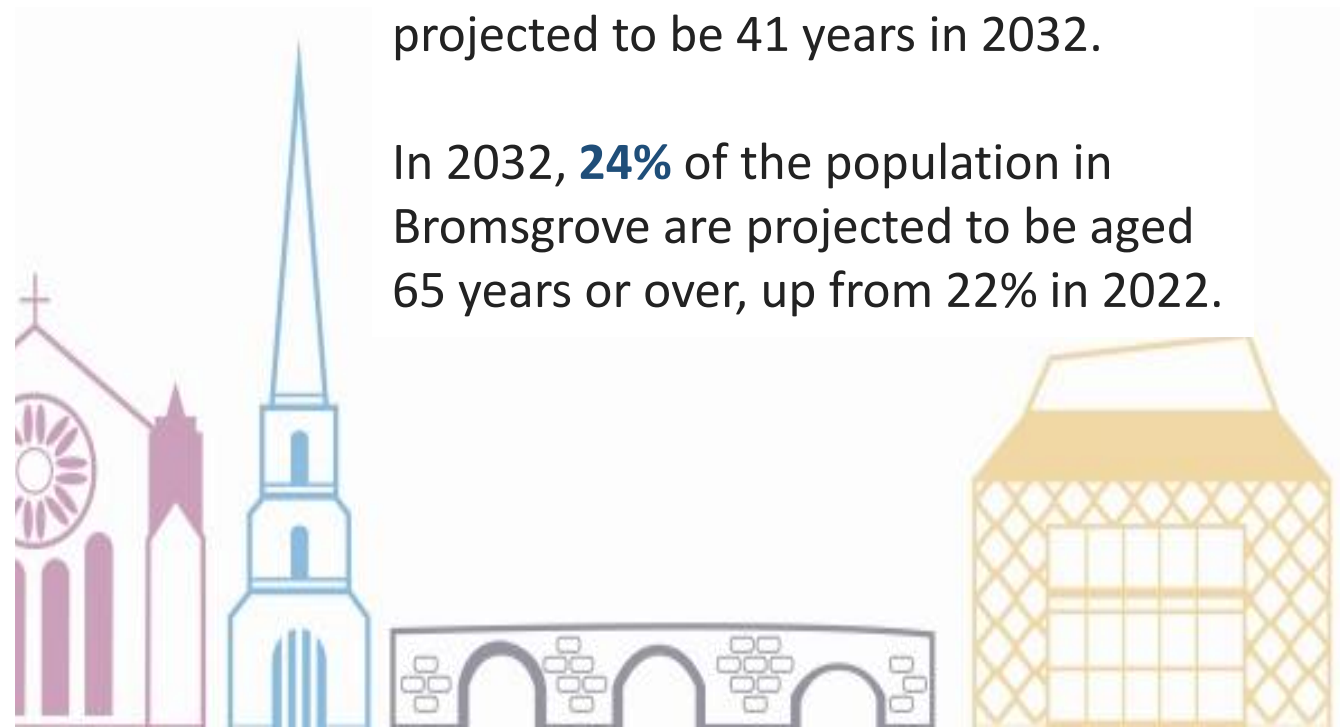
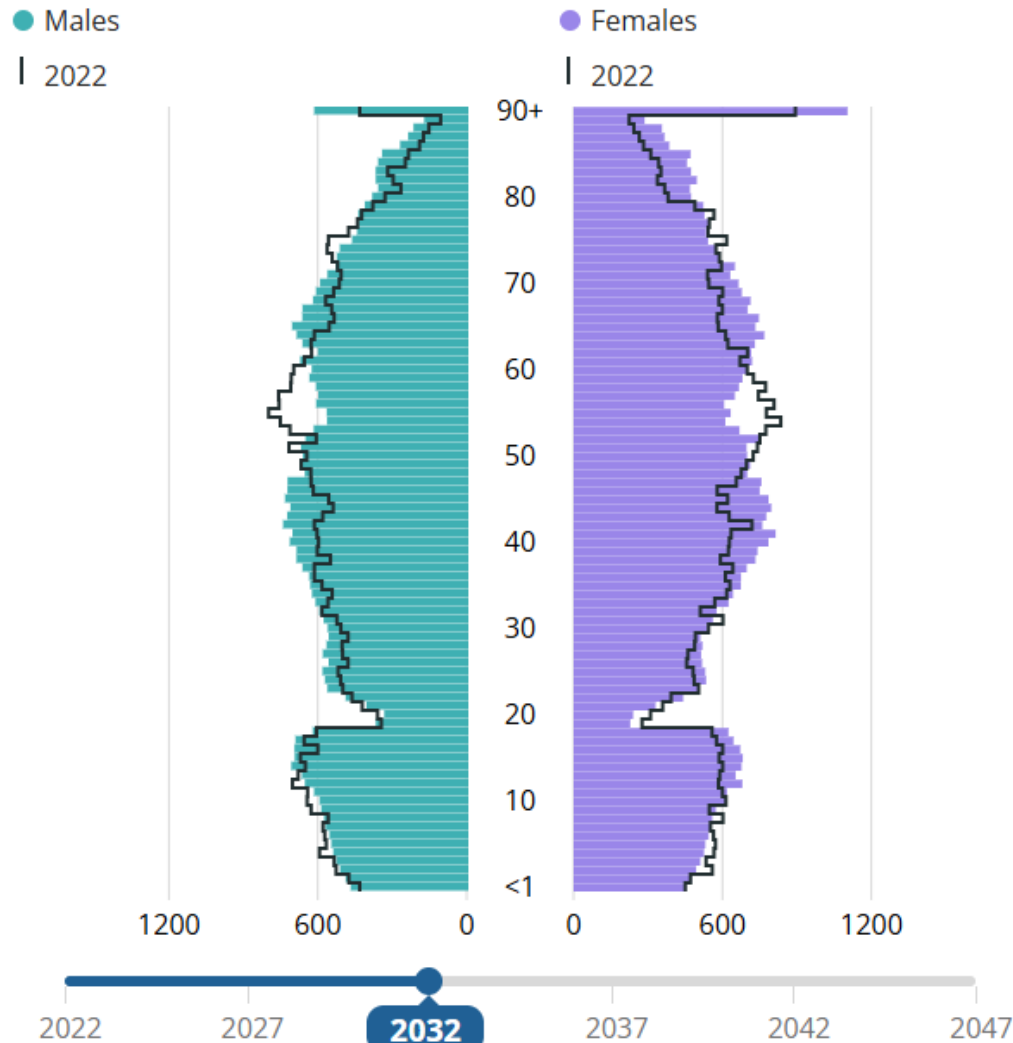


Bromsgrove: Age profile

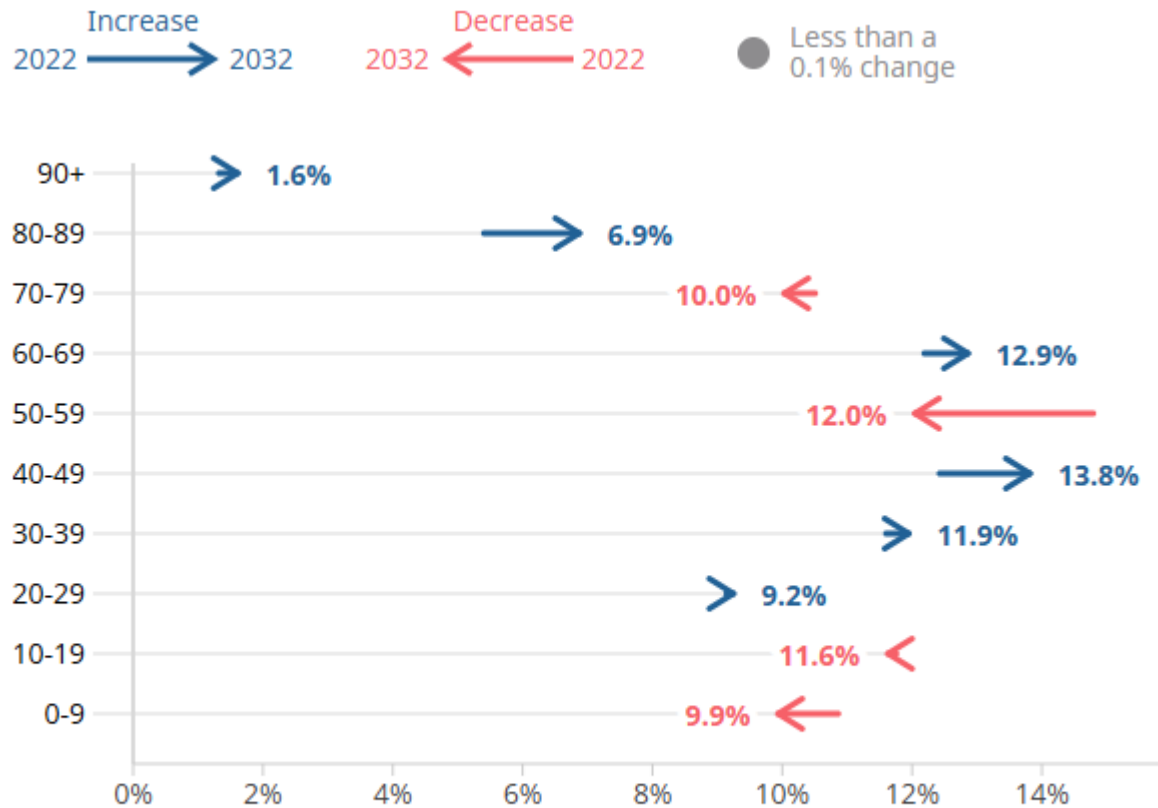
The median age in Bromsgrove is projected to remain the same at **45** years between 2022 and 2032.

In England, the median age is projected to be 41 years in 2032.

In 2032, **24%** of the population in Bromsgrove are projected to be aged 65 years or over, up from 22% in 2022.



Bromsgrove: Percentages of total population by 10-year age bands, 2022 and 2032



Source: Subnational population projections for England from Office for National Statistics – Migration category variant

The 50 to 59 age group are set to see the largest change in Bromsgrove between 2022 and 2032, from **14.8% to 12.0%**.

The largest positive change is in the 80-89 age group, from **5.4% to 6.9%**.

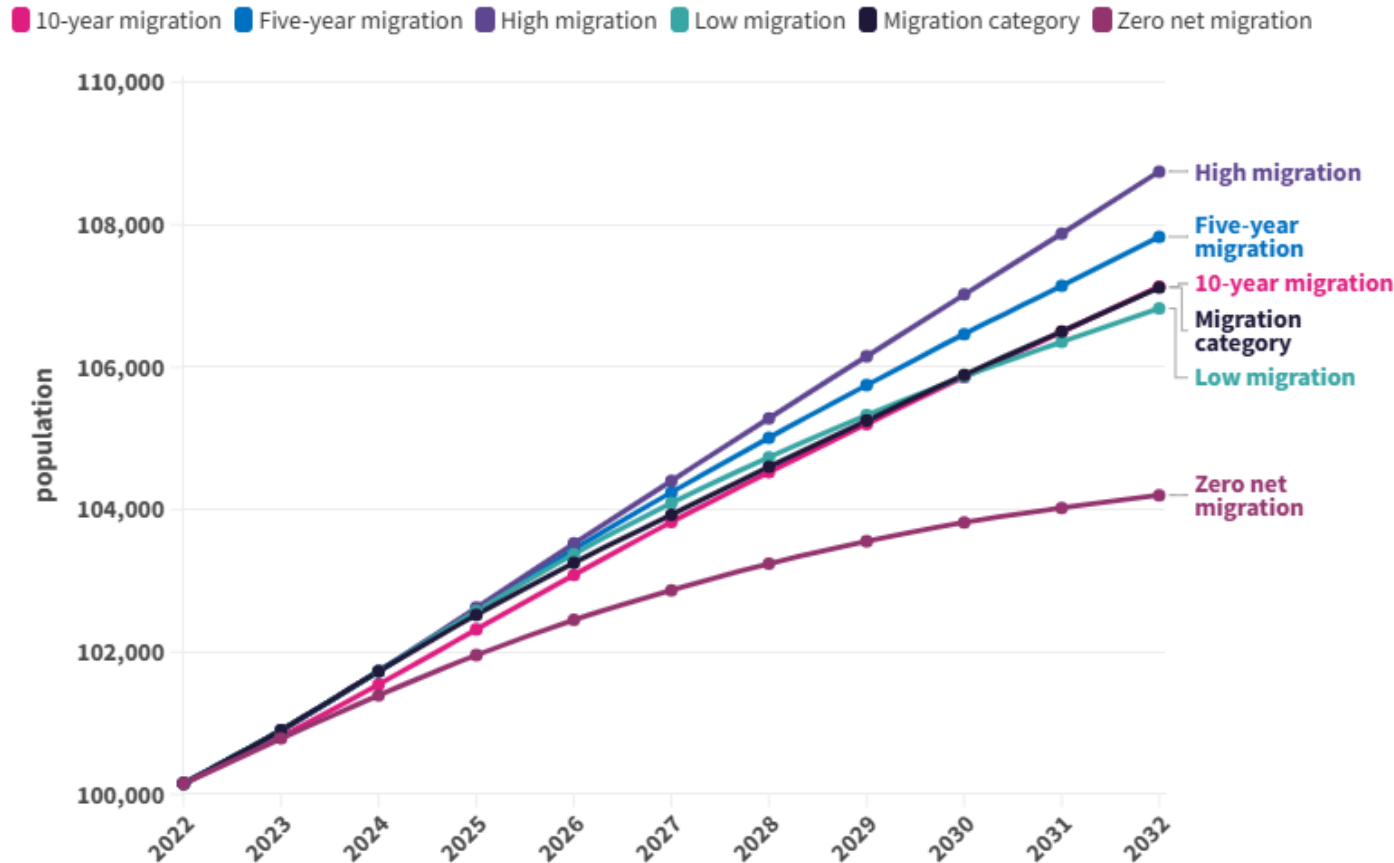
The 40-49 age group is also projected to **increase** notably.

Projections from the “migration category variant” presented

Age Group	2022	2032
90-over	1.3%	1.6%
80-89	5.4%	6.9%
70-79	10.5%	10.0%
60-69	12.2%	12.9%
50-59	14.8%	12.0%
40-49	12.4%	13.8%
30-39	11.6%	11.9%
20-29	9.1%	9.2%
10-19	11.8%	11.6%
0-9	10.9%	9.9%

Bromsgrove: Variant population projections

Variant projected population change in Bromsgrove, 2022-2032



ONS 2022-based population projections

The following variant projections are included in the projections release:-:

- a high international migration variant
- a low international migration variant
- a zero net migration variant
- a 10-year migration variant
- a five-year migration variant (consistent with the NPP principal projection)
- Results for variant projections vary from...
 - **8,600 (8.6%) increase** for high migration variant;
 - **4,000 (4.0%) increase** for zero net migration variant.

Please note that y axis starts at 100,000 persons for presentation purposes

Bromsgrove projections: Summary

- **Population projections** - The projections presented are based on current and past trends. They are **not** forecasts or predictions and do not take into account potential future policy changes.
- **Total Population** – The population in Bromsgrove is projected to **increase** by just under **7,000 (7.0%)** between 2022 and 2032.
- **Natural change** – between 2022 and 2032 more deaths than births is projected to **decrease** Bromsgrove's population by **just under 3,200 persons (3.2%)**.
- **Migration impact** – Net cross-border migration is projected to **reduce** the population whilst net internal and international migration is projected to **increase** population. Overall impact of migration is projected to be an **increase of 10,200 persons**. The majority of this is due to the impact of internal migration.
- **Age Profile** - Median age in Bromsgrove is projected to **remain unchanged** at **45 years** by 2032. The **40-49 and 80-89 age groups are projected to increase notably**.
- **Variant projections** – different migration scenarios show projected population changes ranging from a **8.6% increase** (high migration variant) to a **4.0% increase** (net zero migration).